

Reference period: 01.10.2024 - 30.09.2025

Periodic disclosure for the financial products referred to in Article 8, paragraphs 1, 2 and 2a, of Regulation (EU) 2019/2088 and Article 6, first paragraph, of Regulation (EU) 2020/852

Product Name: **Pictet - Global Emerging Debt**

Legal Entity Identifier: **549300A8YN6U8D2CFX77**

Sustainable investment means an investment in an economic activity that contributes to an environmental or social objective, provided that the investment does not significantly harm any environmental or social objective and that the investee companies follow good governance practices.

The **EU Taxonomy** is a classification system laid down in Regulation (EU) 2020/852, establishing a list of **environmentally sustainable economic activities**. That Regulation does not include a list of socially sustainable economic activities. Sustainable investments with an environmental objective might be aligned with the Taxonomy or not.

Environmental and/or social characteristics

Did this financial product have a sustainable investment objective?

<input checked="" type="radio"/> <input type="radio"/> Yes	<input type="radio"/> <input checked="" type="radio"/> No
<input type="checkbox"/> It made sustainable investments with an environmental objective: ___%	<input checked="" type="checkbox"/> It promoted Environmental/Social (E/S) characteristics and while it did not have as its objective a sustainable investment, it had a proportion of 20.31% of sustainable investments
<input type="checkbox"/> in economic activities that qualify as environmentally sustainable under the EU Taxonomy	<input checked="" type="checkbox"/> with an environmental objective in economic activities that qualify as environmentally sustainable under the EU Taxonomy
<input type="checkbox"/> in economic activities that do not qualify as environmentally sustainable under the EU Taxonomy	<input checked="" type="checkbox"/> with an environmental objective in economic activities that do not qualify as environmentally sustainable under the EU Taxonomy
	<input checked="" type="checkbox"/> with a social objective
<input type="checkbox"/> It made sustainable investments with a social objective: ___%	<input type="checkbox"/> It promoted E/S characteristics, but did not make any sustainable investments

Note: Pictet Asset Management used a proprietary framework to define sustainable investments. Sustainable investments were calculated on a pass/fail basis including labelled bonds, general bonds from countries that reduced CO2 emissions or implemented policies that led to meaningful improvement in reducing CO2 emissions, and securities from issuers with at least 20% combined exposure (as measured by revenue, EBIT, enterprise value or similar metrics) to economic activities that contributed to environmental or social objectives. Please refer to Pictet Asset Management's Responsible Investment policy for further details on our Sustainable Investment Framework.



To what extent were the environmental and/or social characteristics promoted by this financial product met?

Sustainability indicators measure how the environmental or social characteristics promoted by the financial product are attained.

The environmental and social characteristics of this fund included:

- Best-in-class / best effort:

The fund invested in securities of issuers with low and/or decreasing sustainability risks while avoiding those with high and/or increasing sustainability risk, reducing the investment universe by at least 20%. The investment universe is composed of sovereign and corporate bonds from emerging countries.

No reference index has been designated for the purpose of attaining the environmental or social characteristics promoted by the fund.

- Labelled bonds:

The fund partially invested in environmental and/or social labelled bonds.

- Norms- and values-based exclusions:

The fund excluded issuers that have significant activities with adverse impacts on society or the environment or are in severe breach of international norms. For further details please refer to Pictet Asset Management's Responsible Investment policy. Note that our exclusion framework has been updated during the reference period.

- Active ownership:

The fund engaged with selected sovereigns on ESG topics over the reference period.

● How did the sustainability indicators perform?

Over the reporting period the sustainability indicators performed as follows:

- **The percentage of the financial product's exposure to "sustainable investments" as defined in Article 2 (17) of SFDR:**

20.31%

- **Exposure to green and/or social labelled bond**

During the reference period, the fund had 7.98% exposure to labelled bonds.

Labelled bonds include environmental, social and sustainability bonds. Classification of labelled bonds is provided by the bond issuer and may not reflect our internal view

- **Reduction of the investment universe based on ESG factors**

The fund reduced its investment universe by removing at least 20% of issuers with the highest sustainability risks and/or principle adverse impacts on society or the environment.

Sustainability risks are ESG related risk or conditions that could cause a material negative impact on the value of investments if they were to occur. Sustainability risks included but were not limited to the following: climate transition risk, climate physical risk, environmental risk, social risk, governance risk. Periodic reviews and risk controls are in place to monitor implementation.

Principal adverse impacts are negative, material, or likely to be material effects on sustainability factors that are caused, compounded by, or directly linked to investment decisions and advices. Such principle adverse impacts included among others, GHG emissions, air pollution, biodiversity loss, emissions to water, hazardous/ radioactive waste, social & employee matters and corruption & bribery.

- **Principle Adverse Impact (PAI)**

The fund considered principal adverse impacts (PAIs) on sustainability factors mainly through the exclusion of issuers associated with controversial conduct or activities. Exclusions allowed the fund to remove economic activities and behaviours towards international norms that have high adverse impacts

on society or the environment. How exclusions map to PAIs and their related indicators is set out in Pictet Asset Management's Responsible Investment policy.

The fund mainly invests in government bonds during the reference period. In case of investments in non-sovereign bonds and in line with Pictet Asset Management's exclusion policy outlined in the firm's Responsible Investment Policy, the fund did not have any exposure to companies that derived a significant portion of their revenue from activities detrimental to society or the environment:

Controversial activities (weighted-average company revenues, in %)*:

	Fund (%)	Reference Index (%)
Fossil fuels	0.06	4.78
Weapons	0.01	0.01
Other controversial activities	0.11	0.06
	Eligible:	15.35
	Covered:	73.64
		18.98
		82.78

**Fossil fuels include thermal coal extraction and power generation, oil & gas production, oil sands extraction, shale energy extraction, off-shore arctic oil & gas exploration. Weapons include military contracting weapons and military contracting weapon products and/or services, and small arms (civilian customers (assault/ no assault weapons, military law enforcement, key components). Other controversial activities include alcoholic beverages production, tobacco production, adult entertainment production, gambling operation, gambling specialized equipment, GMS development or growth, pesticides production or retail, palm oil production and distribution. Exposures are based on third-party data and may not reflect our internal view. Pictet Asset Management retains full discretion over the implementation of exclusion criteria and reserves the right to deviate from third-party information on a case-by-case basis in instances where it is deemed incorrect or incomplete.*

Source: Pictet Asset Management, Sustainalytics.

In addition, the fund excluded issuers that had exposure to:

(i) PAI 10: Violations of UN Global Compact principles and Organisation for Economic Cooperation and Development (OECD) Guidelines for Multinational Enterprises.

(ii) PAI 14: Exposure to controversial weapons (anti-personnel mines, cluster munitions, chemical weapons and biological weapons).

- **Engagement**

The fund engaged with 2 issuers on ESG topics.

Figures are based on engagements that had a period of activity during the reporting period (01.10.2024-30.09.2025), solely for issuers held by the fund at the end of the reporting period (30.09.2025).

Data provided have not been verified by an external auditor or reviewed by an independent third-party.

● ... and compared to previous periods?

Comparison of the sustainability indicators to previous period:

Reference period	Sustainability Indicators	Value	Commitments
2025	The percentage of the financial product's exposure to "sustainable investments" as defined in Article 2 (17) of SFDR	20.31%	5.00%
2025	Exposure to green and/or social labelled bond	7.98%	
2025	Reduction of the investment universe based on ESG factors	Yes	20%
2024	The percentage of the financial product's exposure to "sustainable investments" as defined in Article 2 (17) of SFDR	14.96%	5.00%
2024	Exposure to green and/or social labelled bond	9.01%	
2024	Reduction of the investment universe based on ESG factors	Yes	20%
2023	The percentage of the financial product's exposure to "sustainable investments" as defined in Article 2 (17) of SFDR	10.93%	5.00%
2023	Exposure to green and/or social labelled bond	10.93%	
2023	Reduction of the investment universe based on ESG factors	Yes	20%

Principle Adverse Impact (PAI) - Controversial activities (weighted average company revenues, in %) (*):

Reference period	Category	Fossil fuels	Weapons	Other controversial activities	Eligible (**):	Covered (**):	Commitments
2025	Fund	0.06%	0.01%	0.11%	15.35%	73.64%	For further details please refer to Pictet Asset Management's Responsible Investment policy. Note that our exclusion framework has been updated during the reference period.
2025	Reference Index	4.78%	0.01%	0.06%	18.98%	82.78%	
2024	Fund	0.19%	0.01%	0.00%	13.36%	73.31%	
2024	Reference Index	5.74%	0.01%	0.07%	18.47%	98.80%	
2023	Fund	0.56%	0.01%	0.02%	15.51%	73.73%	
2023	Reference Index	6.34%	0.01%	0.08%	18.72%	98.63%	

Reference period	2025	2024	2023
Engagement (***)	2	3	6

(*) For applied exclusion thresholds please refer to Pictet Asset Management's Responsible Investment policy.

(**) Product Adverse Impact exposure is rebased on the eligible part of the fund.

(***) Engagement count changed. The figures are based on engagements that had a period of activity during the reporting period, solely for issuers held by the fund at the end of the reporting period.

What were the objectives of the sustainable investments that the financial product partially made and how did the sustainable investment contribute to such objectives?

Pictet Asset Management used a proprietary reference framework as well as the objectives of the EU Taxonomy to define sustainable investments.

The fund invested in securities financing economic activities that substantially contributed to environmental and/or social objectives such as:

Environmental	17.71%
De-carbonisation	
Efficiency & Circularity	
Natural Capital Management	
Social	2.60%
Healthy Life	
Water, Sanitation & Housing	
Education & Economic Empowerment	
Security & Connectivity	

Source: Pictet Asset Management, Factset RBICS.

How did the sustainable investments that the financial product partially made not cause significant harm to any environmental or social sustainable investment objective?

To prevent sustainable investments from causing significant harm to any other environmental or social objective, the fund applied the following screening criteria on a best effort basis:

- (i) Exclusions of issuers that have significant activities with adverse impacts on society or the environment.
- (ii) Issuers associated with high or severe controversies were not counted as Sustainable Investments.

Information was obtained from third-party providers and/or internal research. ESG information from third-party data providers may have been incomplete, inaccurate or unavailable. As a result, there was a risk that the Investment Manager may incorrectly assessed a security or issuer, resulting in the incorrect inclusion or exclusion of a security in the fund. Incomplete, inaccurate or unavailable ESG data may also act as a methodological limitation to a non-financial investment strategy (such as the application of ESG criteria or similar). Where identified, the Investment Manager sought to mitigate this risk through its own assessment. In the event that the ESG characteristics of a security held by the fund changed, resulting in the security being sold, the Investment Manager does not accept liability in relation to such change.

How were the indicators for adverse impacts on sustainability factors taken into account?

The fund monitored all mandatory and two voluntary Principal Adverse Impact indicators where we have robust data available. The quality of available data is expected to improve over time.

The fund considered and, where possible, mitigated principal adverse impacts of its investments on society and the environment that were deemed material to the investment strategy through a combination of portfolio management decisions, exclusion of issuers associated with controversial conduct or activities, and active ownership activities.

Exclusions allowed the fund to remove economic activities and behaviours towards international norms that have high adverse impacts on society or the environment.

Active ownership activities aimed at positively influencing the issuer's ESG performance and to protect or enhance the value of investments. Engagement was conducted by the investment team either independently or as part of a Pictet-level initiative, or was conducted by a third-party.

How exclusions and entity-level initiatives map to PAIs and their related indicators is set out in Pictet Asset Management's Responsible Investment policy.

Were sustainable investments aligned with the OECD Guidelines for Multinational Enterprises and the UN Guiding Principles on Business and Human Rights? Details:

Principal adverse impacts are the most significant negative impacts of investment decisions on sustainability factors relating to environmental, social and employee matters, respect for human rights, anti-corruption and anti-bribery matters.

The fund excluded issuers that were subject to high or severe controversies in areas such as human rights, labour standards, environmental protection and anti-corruption, or in breach of UN Global Compact Principles or OECD Guidelines for Multinational Enterprises.

The EU Taxonomy sets out a “do no significant harm” principle by which Taxonomy-aligned investments should not significantly harm EU Taxonomy objectives and is accompanied by specific Union criteria.

The “do no significant harm” principle applies only to those investments underlying the financial product that take into account the EU criteria for environmentally sustainable economic activities. The investments underlying the remaining portion of this financial product do not take into account the EU criteria for environmentally sustainable economic activities.

Any other sustainable investments must also not significantly harm any environmental or social objectives.



How did this financial product consider principal adverse impacts on sustainability factors?

The fund considered and, where possible, mitigated adverse impacts that were deemed material to the investment strategy. Such adverse impacts included but were not limited to GHG emissions, air pollution, biodiversity loss, emissions to water, hazardous/radioactive waste, social and employee matters and corruption and bribery and were addressed through a combination of:

(i) portfolio management decisions

Holdings were scored based on an assessment of Environmental, Social, and Governance (ESG) factors. Such scores were determined using fundamental research and/or quantitative ESG data (including adverse impacts, company-reported ESG data, and information from third-party ESG data providers). ESG factors were a component of the compartment’s portfolio construction process, determining weights in the portfolio.

(ii) engagement

Interaction with issuers took the form of one-to-one discussions, shareholder/bondholder meetings, investor roadshows and/or conference calls. Where appropriate, we engaged issuers on material ESG issues such as GHG reduction targets, governance improvements and on a range of environmental, social or governance controversies, to satisfy ourselves that they fully understood and addressed them effectively over the short, medium and long term. Our engagement activities included a combination of targeted in-house-led discussions and collaborative institutional investor initiatives.

(iii) exclusion of issuers associated with controversial conduct or activities

The fund did not have any exposure to (i) companies that derived a significant portion of their revenue from activities detrimental to society or the environment as defined in Pictet Asset Management’s Responsible Investment policy and/or (ii) companies that severely violated the UN Global Compact principles on human rights, labour standards, environmental protection and anti-corruption and controversial weapons or (iii) countries subject to international sanctions see also detailed information on exclusions in Pictet Asset Management’s responsible investment policy.



What were the top investments of this financial product?

The list includes the investments constituting the **greatest proportion of investments** of the financial product during the reference period which is: 01.10.2024 - 30.09.2025.

Largest investments	Sector	% Assets	Country
Trinidad&Tobago 6.4% 26.06.2034 'Regs' Sr	Sovereign	1.22%	Trinidad and Tobago
Argentina 4.125% 09.07.2035 Sr	Sovereign	1.16%	Argentina
Argentina 3.5% 09.07.2041 Sr	Sovereign	1.07%	Argentina
Saudi Int Bond 4.5% 26.10.2046 'Regs' Sr	Sovereign	1.03%	Saudi Arabia
South Africa 4.85% 30.09.2029 Sr	Sovereign	0.98%	South Africa
Brazil Ntn-B 6% 15.08.2032 Uns	Sovereign	0.91%	Brazil
Colombia Rep Of 7.75% 07.11.2036 Sr	Sovereign	0.89%	Colombia
Romania 5.75% 24.03.2035 'Regs' Sr	Sovereign	0.86%	Romania
Ghana Rep Of 5% 03.07.2029 'Regs' Sr	Sovereign	0.83%	Ghana
First Abu Dhabi 5.804% 16.01.2035 Sub	Banking	0.80%	United Arab Emirates
Republic Of Peru 3% 15.01.2034 Sr	Sovereign	0.77%	Peru
Chile 3.1% 07.05.2041 Sr	Sovereign	0.76%	Chile
Ghana Rep Of 5% 03.07.2035 'Regs' Sr	Sovereign	0.75%	Ghana
Oman Intrnl Bond 6.25% 25.01.2031 'Regs' Sr	Sovereign	0.74%	Oman
Ivory Coast-Pdi 8.25% 30.01.2037 'Regs' Sr	Sovereign	0.69%	Côte d'Ivoire

Source: Pictet Asset Management, ICE Data Indices, LLC. Exposure data are expressed as a quarterly weighted average.



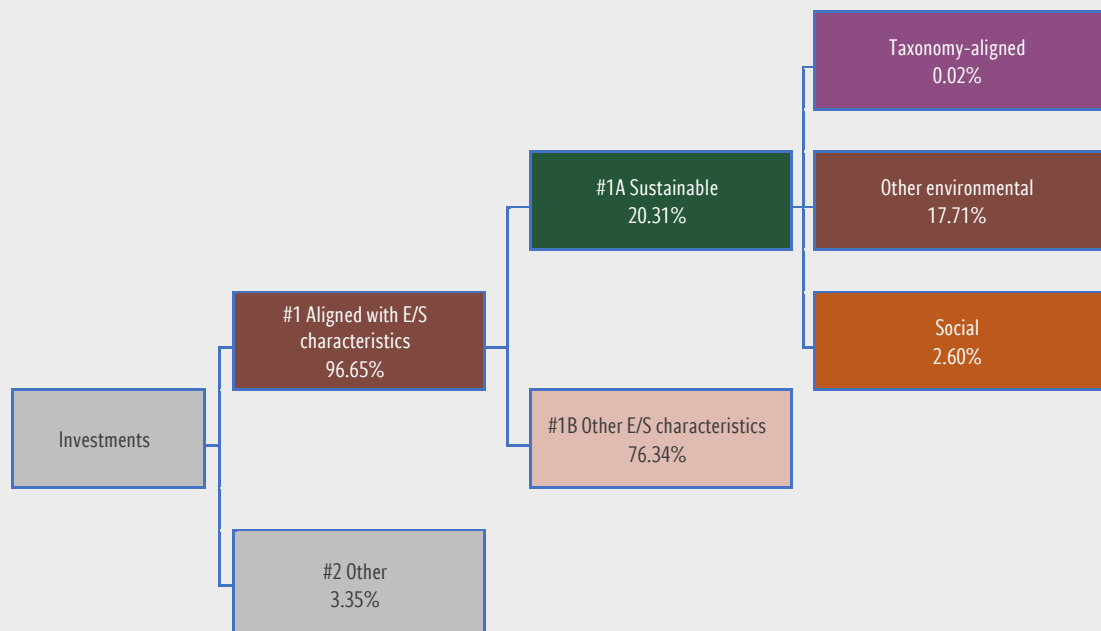
What was the proportion of sustainability-related investments?

20.31%

Asset allocation describes the share of investments in specific assets.

● What was the asset allocation?

The fund was 96.65% aligned with E/S characteristics (#1 Aligned with E/S characteristics) and had 3.35% invested in Other (#2 Other). 20.31% were allocated to Sustainable Investments (#1A Sustainable Investments) and the remainder was invested in investments aligned with other environmental and/or social characteristics (#1B Other E/S characteristics).



#1 Aligned with E/S characteristics includes the investments of the financial product used to attain the environmental or social characteristics promoted by the financial product.

#2 Other includes the remaining investments of the financial product which are neither aligned with the environmental or social characteristics, nor are qualified as sustainable investments.

The category **#1 Aligned with E/S characteristics** covers:

- The sub-category **#1A Sustainable** covers environmentally and socially sustainable investments.
- The sub-category **#1B Other E/S characteristics** covers investments aligned with the environmental or social characteristics that do not qualify as sustainable investments.

- Pictet Asset Management used a proprietary framework to define sustainable investments. “#1A Sustainable”, “Other Environmental” and “Social” investments were calculated on a pass/fail basis including labelled bonds, general bonds from countries that reduced CO₂ emissions or implemented policies that led to meaningful improvement in reducing CO₂ emissions, and securities from issuers with at least 20% combined exposure (as measured by revenue, EBIT, enterprise value or similar metrics) to economic activities that contributed to environmental or social objectives.
- EU Green taxonomy-aligned investments were calculated on a revenue-weighted basis (i.e. security weights are multiplied by the proportion of revenues from economic activities that contribute to relevant environmental objectives) and cannot be consolidated with other numbers following a pass/fail approach. Given that Pictet Asset Management’s proprietary framework to define sustainable investments requires a corporate issuer to have at least 20% combined exposure (as measured by revenue, EBIT, enterprise value or similar metrics) to economic activities that contributed to environmental or social objectives, not all issuers with reported EU taxonomy alignment are automatically considered as sustainable investments.

Source: Pictet Asset Management, Sustainability, Factset RBICS, MSCI.

Comparison of the asset allocation to previous period:

Asset Allocation	01.10.2024 – 30.09.2025	01.10.2023 – 30.09.2024	01.10.2022 – 30.09.2023
#1 Aligned with E/S characteristics	96.65%	97.97%	93.30%
#2 Other	3.35%	2.03%	6.70%
#1A Sustainable	20.31%	14.96%	10.93%
#1B Other E/S characteristics	76.34%	83.01%	82.37%
Taxonomy-aligned	0.02%	0.00%	0.00%
Other environmental	17.71%	12.26%	9.30%

Asset Allocation	01.10.2024 – 30.09.2025	01.10.2023 – 30.09.2024	01.10.2022 – 30.09.2023
Social	2.60%	2.70%	1.63%

● In which economic sectors were the investments made?

Sector Level 1	Sector Level 2	% Assets
Sovereign		81.10%
Agency		3.72%
Banking		3.07%
Utilities		1.88%
Transportation		1.57%
Guaranteed		1.06%
Energy	Energy - Exploration & Production	0.60%
Insurance		0.56%
Consumer Goods		0.55%
Telecommunications		0.53%
Leisure		0.45%
Basic Industry		0.44%
Real Estate		0.30%
Financial Services		0.28%
Retail		0.25%
Technology and Electronics		0.17%
Capital Goods		0.11%

Source: Pictet Asset Management, ICE Data Indices, LLC. Exposure data are expressed as a quarterly weighted average.

To comply with the EU Taxonomy, the criteria for fossil gas include limitations on emissions and switching to fully renewable power or low-carbon fuels by the end of 2035. For nuclear energy, the criteria include comprehensive safety and waste management rules. Enabling activities directly enable other activities to make a substantial contribution to an environmental objective. Transitional activities are activities for which low-carbon alternatives are not yet available and among others have greenhouse gas emission levels corresponding to the best performance.



To what extent were the sustainable investments with an environmental objective aligned with the EU Taxonomy?

The fund made investments in economic activities that contributed to the following environmental objectives as set out in the Article 9 of Regulation (EU) 2020/852.

EU Taxonomy objectives	Turnover (%)	Capex (%)	Opex (%)
Climate change mitigation	0.02%	0.04%	0.07%
Taxonomy aligned	0.02%	0.04%	0.07%

Source: Pictet Asset Management, MSCI.

EU taxonomy-aligned investments were calculated on a revenue-weighted basis (i.e. security weights are multiplied by the proportion of revenues from economic activities that contribute to relevant environmental objectives) and cannot be consolidated with other numbers following a pass/fail approach.

EU Green Taxonomy alignment data were sourced from publicly available reports.

The monitoring procedures have been implemented to always verify compliance with Article 3 of the EU taxonomy regulation.

The percentages reported by environmental objective are not additive. A single economic activity may contribute to multiple objectives (e.g., mitigation and circular economy); therefore, adding the objective level alignment figures may result in double counting. The overall Taxonomy aligned turnover is calculated without double counting and may be lower than the sum of the six objectives.

Some companies only report alignment for a subset of the six objectives, especially when new objectives are added, resulting in partial data and a sum that can fall below the overall aligned turnover. In certain cases, the total sum of Taxonomy-aligned percentages by objective may be below the overall aligned turnover. This may occur where companies do not provide a full, separate breakdown of all six environmental objectives in public disclosures due to incomplete implementation of reporting requirements.

Data provided have not been verified by an external auditor or reviewed by an independent third-party.

Did the financial product invest in fossil gas and/or nuclear energy related activities complying with the EU Taxonomy?¹

- Yes
- In fossil gas In nuclear energy
- No

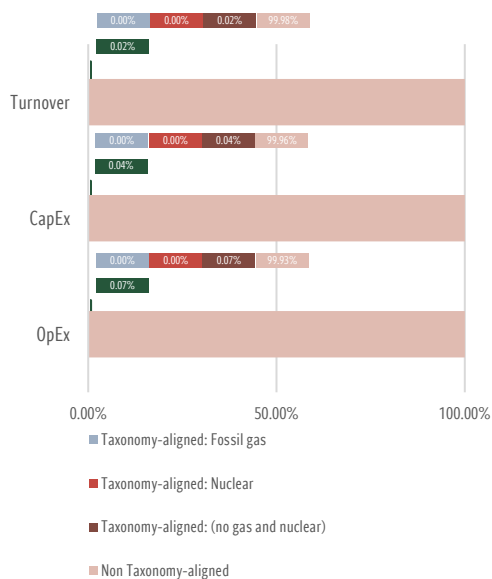
¹ Fossil gas and/or nuclear related activities will only comply with the EU Taxonomy where they contribute to limiting climate change ("climate change mitigation") and do not significantly harm any EU Taxonomy objective - see explanatory note in the left-hand margin. The full criteria for fossil gas and nuclear energy economic activities that comply with the EU Taxonomy are laid down in Commission Delegated Regulation (EU) 2022/1214.

Taxonomy-aligned activities are expressed as a share of:

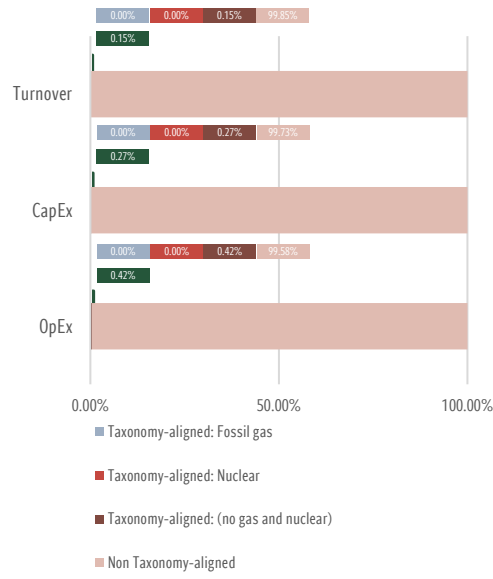
- **turnover** reflecting the share of revenue from green activities of investee companies.
- **capital expenditure (CapEx)** showing the green investments made by investee companies, e.g for a transition to a green economy.
- **operational expenditure (OpEx)** reflecting green operational activities of investee companies.

The graphs below show in green the percentage of investments that were aligned with the EU Taxonomy. As there is no appropriate methodology to determine the taxonomy-alignment of sovereign bonds*, the first graph shows the Taxonomy alignment in relation to all the investments of the financial product including sovereign bonds, while the second graph shows the Taxonomy alignment only in relation to the investments of the financial product other than sovereign bonds.

1. Taxonomy-alignment of investments including sovereign bonds*



2. Taxonomy-alignment of investments excluding sovereign bonds*



This graph represents 15.55% of the total investments.

* For the purpose of these graphs, 'sovereign bonds' consist of all sovereign exposures

Source: Pictet Asset Management, MSCI.

● What was the share of investments made in transitional and enabling activities?

The share of investments made in:

Transitional activities: 0.00%

Enabling activities: 0.01%

● How did the percentage of investments that were aligned with the EU Taxonomy compare with previous reference periods?

Comparison of EU Taxonomy to previous period:

Asset Allocation	01.10.2024 – 30.09.2025	01.10.2023 – 30.09.2024	01.10.2022 – 30.09.2023
Taxonomy-aligned	0.02%	0.00%	0.00%

Please note that this fund did not have an ex-ante EU Taxonomy commitment.

are sustainable investments with an environmental objective that **do not take into account the criteria** for environmentally sustainable economic activities under Regulation (EU) 2020/852.

● What was the share of sustainable investments with an environmental objective not aligned with the EU Taxonomy?

17.71%

These Sustainable Investments are not aligned with the EU Taxonomy because their economic activities either (i) are not covered by the EU Taxonomy, or (ii) do not comply with the technical screening criteria to achieve substantial contribution in the sense of the EU Taxonomy.



What was the share of socially sustainable investments?

2.60%



What investments were included under “other”, what was their purpose and were there any minimum environmental or social safeguards?

The fund’s “other” investments included cash positions primarily held for meeting daily liquidity and risk management purposes as allowed and foreseen by the fund’s investment policy. Where relevant, minimum environmental or social safeguards apply to the underlying securities.



What actions have been taken to meet the environmental and/or social characteristics during the reference period?

During the reference period, the attainment of the environmental and/or social characteristics was met by following the investment strategy and adhering to the binding elements.

The fund’s binding elements include:

- exclusion of issuers that:
 - are involved in the production of nuclear weapons in countries that are not signatories to the Treaty on the Non-Proliferation of Nuclear Weapons (NPT), and in the production of other controversial weapons
 - derive a significant portion of their revenue from activities detrimental to society or the environment, such as thermal coal extraction and power generation, unconventional oil and gas production, military contracting weapons and small arms, tobacco products, gambling operations and adult entertainment production. Please refer to Pictet Asset Management's Responsible Investment policy for further details on exclusion thresholds.
 - severely violate the UN Global Compact principles on human rights, labour standards, environmental protection and anti-corruption
- exclusions of countries subject to international sanctions
- ESG criteria analysis of eligible securities that covers at least 90% of net assets or the number of issuers in the portfolio

The fund engaged with 2 issuers on ESG topics (data as of 30.09.2025).



How did this financial product perform compared to the reference benchmark?

Reference benchmarks are indexes to measure whether the financial product attains the environmental or social characteristics that they promote.

No reference index has been designated for the purpose of attaining the environmental or social characteristics promoted by the fund.

● How did the reference benchmark differ from a broad market index?

Not applicable.

● How did this financial product perform with regard to the sustainability indicators to determine the alignment of the reference benchmark with the environmental or social characteristics promoted?

Not applicable.

● How did this financial product perform compared with the reference benchmark?

Not applicable.

● How did this financial product perform compared with the broad market index?

Not applicable.

Disclaimers

This publication includes information and data provided by Sustainalytics. Use of such data is subject to conditions available at <https://www.sustainalytics.com/legal-disclaimers>

Certain information contained herein (the "Information") is sourced from/copyright of MSCI Inc., MSCI ESG Research LLC, or their affiliates ("MSCI"), or information providers (together the "MSCI Parties") and may have been used to calculate scores, signals, or other indicators. The Information is for internal use only and may not be reproduced or disseminated in whole or part without prior written permission. The Information may not be used for, nor does it constitute, an offer to buy or sell, or a promotion or recommendation of, any security, financial instrument or product, trading strategy, or index, nor should it be taken as an indication or guarantee of any future performance. Some funds may be based on or linked to MSCI indexes, and MSCI may be compensated based on the fund's assets under management or other measures. MSCI has established an information barrier between index research and certain Information. None of the Information in and of itself can be used to determine which securities to buy or sell or when to buy or sell them. The Information is provided "as is" and the user assumes the entire risk of any use it may make or permit to be made of the Information. No MSCI Party warrants or guarantees the originality, accuracy and/or completeness of the Information and each expressly disclaims all express or implied warranties. No MSCI Party shall have any liability for any errors or omissions in connection with any Information herein, or any liability for any direct, indirect, special, punitive, consequential or any other damages (including lost profits) even if notified of the possibility of such damages.

In addition to the terms and conditions of any license agreement for MSCI information, services or products ("MSCI Products") entered into with MSCI Inc. and/or its affiliates ("MSCI") by customers ("Customer(s)"), each Customer must comply with the terms and conditions required by third party suppliers ("Supplier(s)") regarding Customer's use of Supplier content, data, software and other materials ("Materials") within MSCI Products. Customers may also be required to pay additional fees associated with Supplier Materials. If a Customer does not comply with a Supplier's terms, a Supplier may enforce such terms and/or require MSCI to terminate Customer's access to that Supplier's Materials, without any remedy to Customer.

Additional terms and conditions required by Suppliers with respect to its Materials are provided in the expanders below. If Customer receives Materials from a Supplier not listed below via MSCI Products, additional terms and conditions related to such Materials may apply. Notwithstanding anything to the contrary set forth below, none of the additional terms and conditions of MSCI Suppliers shall supersede (nor shall MSCI waive) any MSCI proprietary and/or intellectual property rights in MSCI Products.

ICE® is a registered trademark of ICE Data Indices, LLC or its affiliates [and BofA® is a registered trademark of Bank of America Corporation licensed by Bank of America Corporation and its affiliates ("BofA"), and may not be used without BofA's prior written approval]. The index data referenced herein is the property of ICE Data Indices, LLC, its affiliates ("ICE Data") and/or its third party suppliers and, has been licensed for use by Pictet. ICE Data and its Third Party Suppliers accept no liability in connection with the use of such index data or marks.